

## OUR ENERGY EFFICIENT PATIO DOORS ARE LOW-MAINTENANCE AND OFFER SUPERIOR PROTECTION FROM THE ELEMENTS

**Next Dimension Pro** Patio Doors from Windsor Windows & Doors are durable and easy to operate. These attractive openings come in space-saving sliders and are reasonably priced. They provide real value, making Windsor an *Excellent Choice* for you and your customers.

### FEATURES / SPECIFICATIONS

- Framing built from thick vinyl extrusions from Mikron® Industries are optimized for superior weathering, durability and color retention.
- Frame and panel corners are fusion welded, increasing strength and maximizing weather-proof performance.
- Aluminum reinforcement in BOTH interlock stiles for added strength and beauty.
- Smooth operation on four adjustable steel ball bearing rollers on a stainless steel track.
- Matching standard transom and sidelite additions for beautiful combinations.
- Extruded aluminum threshold cover to protect sill and prevent debris build-up.
- Panel anti-lift blocks for additional security.
- Heavy-duty extruded screen.
- Interior hardwood handle set included.
- Reversible handing in the field before installation.
- Air spaces in chambers provide superior energy efficiency.
- Tighter seals to eliminate drafts and reduce water infiltration to ensure customers have less need for repairs and improved energy efficiency.
- Cleaner sightlines to forgive minor framing installation variances and speed up the installation process, saving time and money.
- Easy installation and replacement design for remodeling or new construction projects.



**WINDSOR**  
WINDOWS & DOORS  
A Woodgrain Millwork Company

Excellent Choice

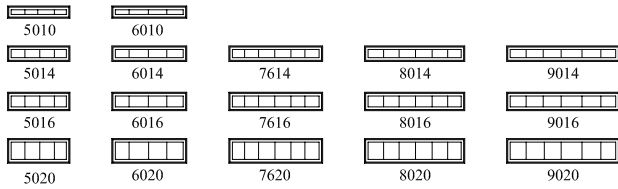
QUALITY

PRODUCT SELECTION

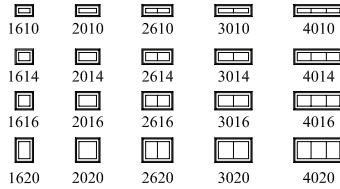
SERVICE

VALUE

TRANSOMS

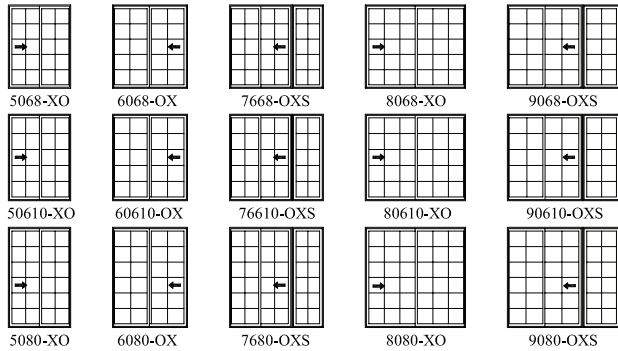


TRANSOMS

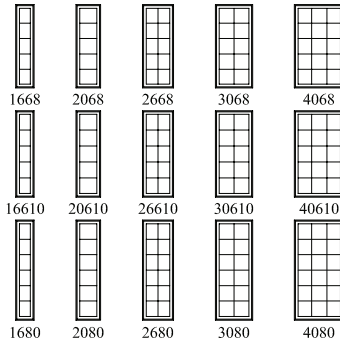


SLIDING DOORS

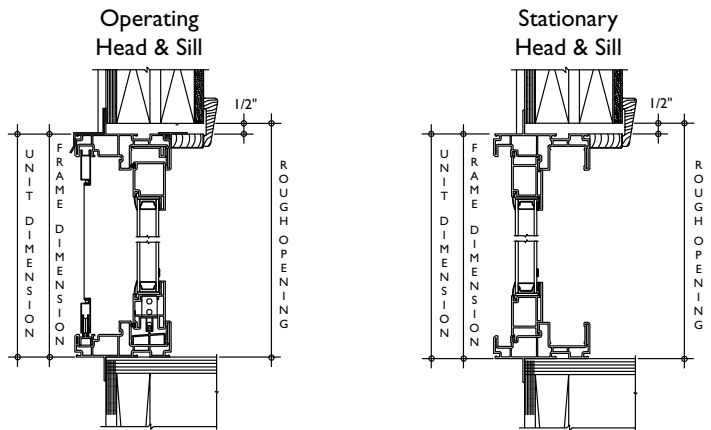
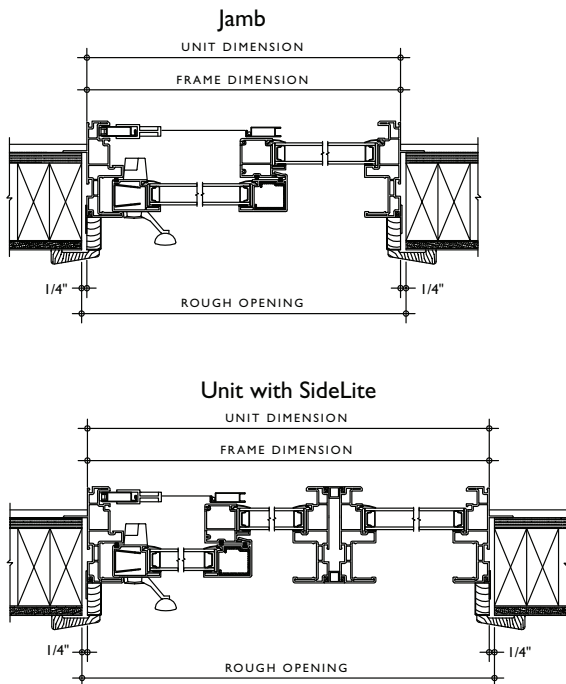
Handings as viewed from the exterior



SIDELITES



PATIO DOOR SECTIONS



Note: Call-out codes are rough opening sizes in feet and inches; frames are built 1/2" smaller in width and height. For RO height add base unit call-out height plus transom call-out height. Windsor assumes no responsibility for ensuring these measurements meet local building codes.

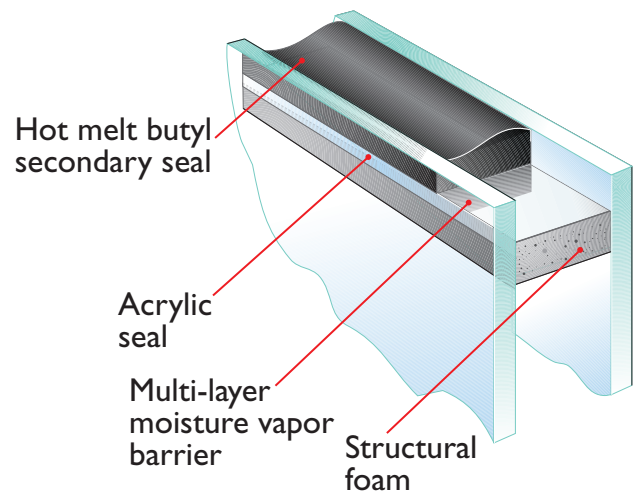
## WINDSOR GLAZING SYSTEM

Windsor's glazing system offers builders a well-engineered door that is superior in energy efficiency and competitive in price. The highly automated Lisec® glass line is tightly monitored throughout the entire process with rigorous quality controls. Our innovative glass line represents another *Excellent Choice* for builders and distributors by providing the quality and value they have come to expect from Windsor:

- Standard 1" tempered dual pane insulated LoE<sup>2</sup> glass with argon gas meets or exceeds Energy Star guidelines in all zones.
- Super Spacer® technology provides excellent thermal performance and sound absorption.\*
- Hot melt butyl secondary seal creates a moisture and gas barrier for improved durability and longevity.
- Cardinal® LoE<sup>2</sup> products and performance glazings for superior energy efficiency.

\* Certain sizes or glazings may be alternate IG system.

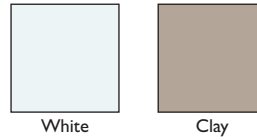
### SUPER SPACER®



## OPTIONS & ACCESSORIES

### COLOR

Options include white exterior and interior and clay exterior and interior. All extrusions are 100% color encapsulated and warranted for life not to blister, pit, corrode, flake or peel.



White

Clay

### GLASS

Tempered glass is standard. Clear; LoE<sup>2</sup>, sun LoE<sup>2</sup>, bronze tint, obscure and laminated options available.



Clear

LoE<sup>2</sup>

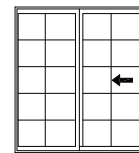
Sun LoE<sup>2</sup>

Bronze Tint

Obscure

### GRILLES

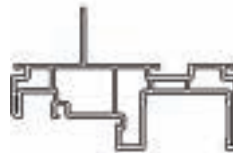
¾" profiled aluminum innergrilles are color matched to the unit and installed within the insulated glass air space. This provides the look of a traditional divided light with easy cleaning. Available in a variety of standard and custom patterns.



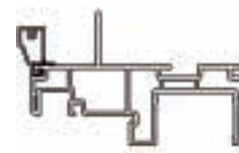
Standard Patio Door Grille

### BRICKMOULD

Available field applied brickmould accessory trim kit creates the aesthetic look of brickmould with an integral J-channel for siding installation.



Standard Frame



Brickmould Option

### HARDWARE

Our patio door handles feature a choice of natural woodgrain or versatile D-shape in a white or clay to coordinate with your door color.



Wood Handle

D-Shaped

Both available in white or clay

## PERFORMANCE

	Design Pressure	NFRC <sup>1</sup>		Energy Star <sup>1</sup>	STC
		SHGC	U-Value		
60610	20	.34	.29	All zones	N/A

<sup>1</sup> Our standard glazing is 1" insulated glass with LoE<sup>2</sup> and argon gas.

## WARRANTY

Lifetime Limited Warranty. Transferrable 10-year warranty to subsequent owners. See Next Dimension warranty for details or restrictions.



**MIKRON** Quality Extruded Products  
**Super Spacer®**

Super Spacer® is a registered trademark of Edgetech I.G., Inc. in the United States and other countries.